



RESULT FORM IN DOGS

Lab. Test **BT** DEA 1

Date :

Name of dog :


Identification code :

Typing performed by :

Lab Test lot number :

Group : **DEA 1 +** **DEA 1 -**

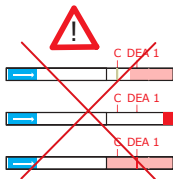
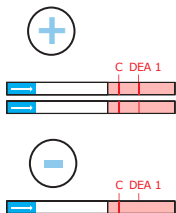
To interpret your result, stick the membrane below,
Respecting the orientation of the membrane



READ IMMEDIATELY AFTER TESTING

IF POSITIVE, THE DEA1 LINE WILL ALWAYS SHOW DIFFERENT INTENSITY:
WEAK, NORMAL, STRONG

INTERPRETATION OF RESULTS



Alvedia
Alice Veterinary Diagnostic

Lab Test BT_{DEA 1}

Provided by Alvedia :



1 buffer



1 membrane



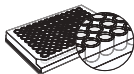
1 result form

Additional material needed :



1 clean test tube

OR



1 microplate



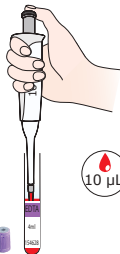
1 pipette

1



3

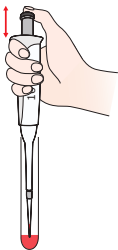
2



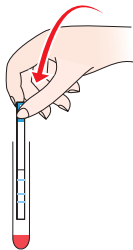
10 µL

- EDTA
 - whole blood
 - ACD
- Do not use heparin

3



4



5



2 to 4 min



Wait until complete migration

6

