



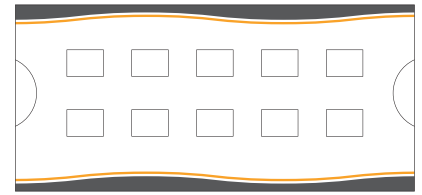
PROCEDURE FOR FELINE MINOR CROSSMATCH

Material provided :

10 gel tests

2 buffer solutions

1 box of gel tests



Sample material : Recipient packed red blood cells (pRBCs). Preferably drawn into EDTA, CPD or ACD. **Do not use Heparin.** Donor serum or plasma. For reliable results, use of freshly collected blood is indicated (<3 days at 2 - 8 °C).

Further material required : Centrifuge Hettich EBA270 ; micropipette ; test tubes, tips.

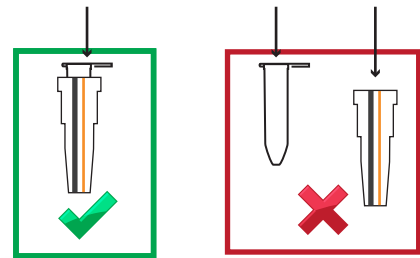
WARNING : Use only swinging bucket centrifuge (IF DIFFERENT THAN HETTICH EBA270).

N°1 : Centrifugation of the gel test before use

Centrifuge the gel test for 2 minutes at 3000 RPM with Hettich EBA270. (with other swinging bucket centrifuge : 2 minutes at 1000 g.)



Gel test = Gel test tube + Gel test support

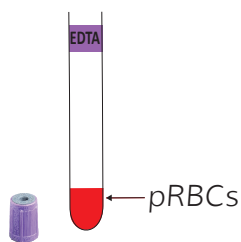


DO NOT DISSOCIATE

N°2 : Preparation of blood samples for Minor XM

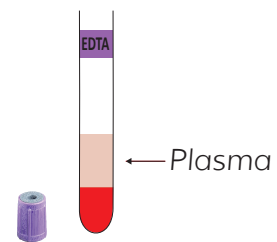
RECIPIENT

Centrifuge blood tube. Discard the plasma to collect pRBCs.



DONOR

Centrifuge blood tube in order to collect plasma.



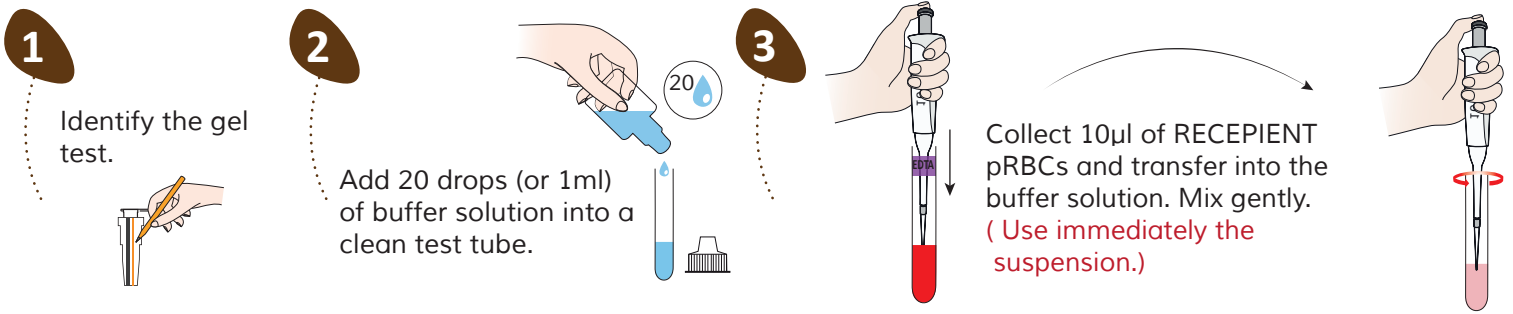
Warning : If the blood tube is hemolyzed, wash 3 times in PBS or saline buffer (NaCl 0,9%) to obtain washed pRBCs. [Washing RBCs procedure movie on : www.alvedia.com/customer-scientific-support/](http://www.alvedia.com/customer-scientific-support/)

N°3 : Preparation of material provided before use

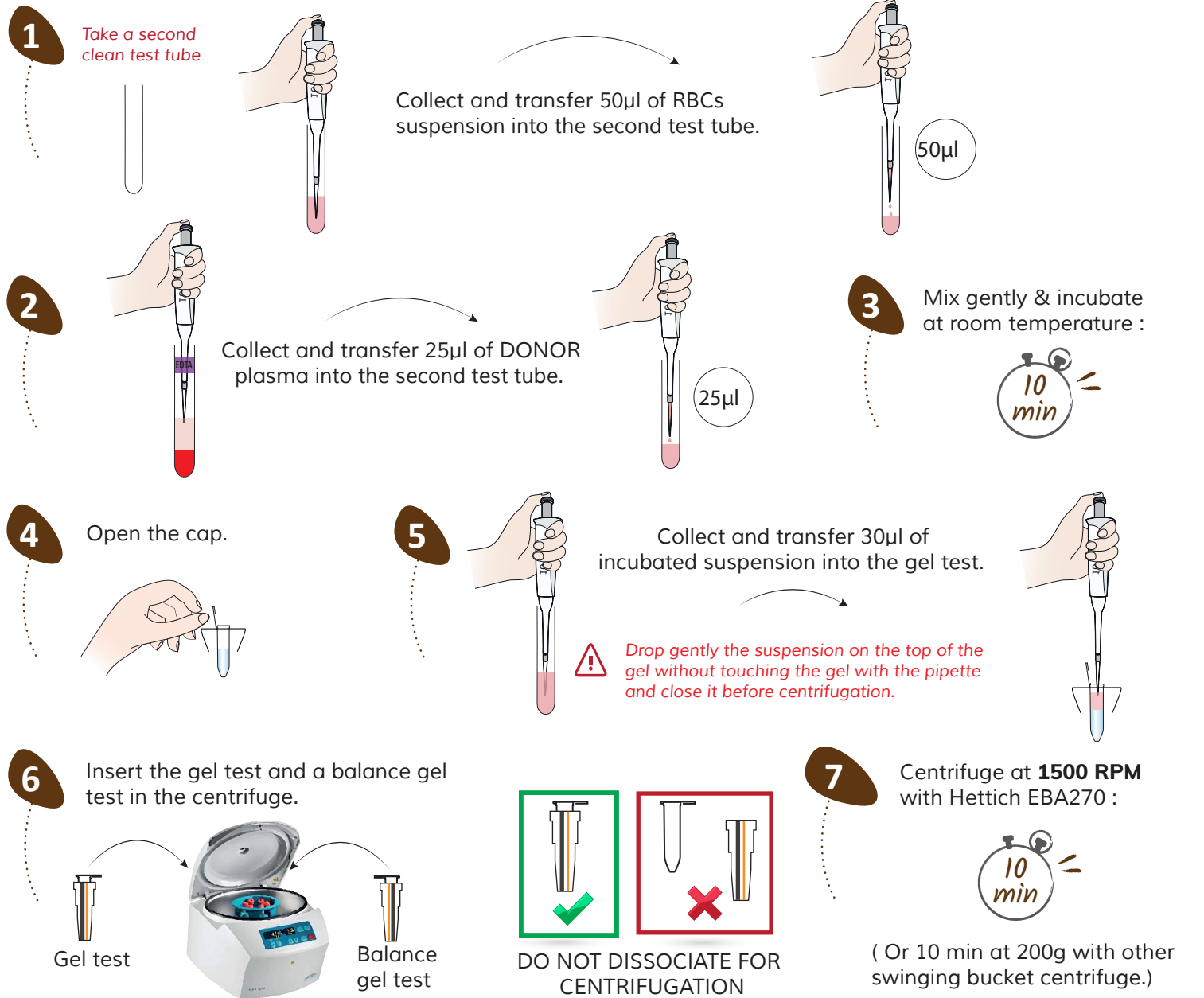
Allow the buffer solution and gel test to reach room temperature before use.



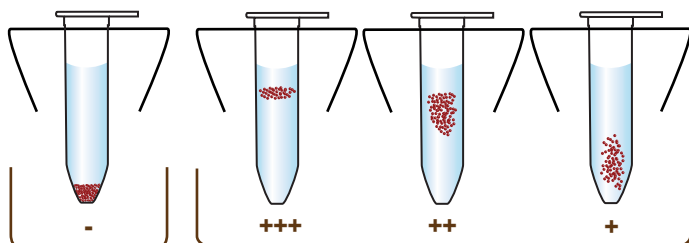
N°4 : RBCs suspension preparation



N°5 : MINOR XM Gel test procedure



RESULT INTERPRETATIONS



Compatibility
= Safe transfusion

Incompatibility
= Do not Transfuse

Troubleshooting:
Please contact the
Scientific Service Laboratory
contact@alvedia.com
+33(0)478 380 239

Alvedia
Alice Veterinary Diagnostic