



QuickTest BT_{DEA 1}

Canine result form for blood typing test

Patient name :

Identification code :

Owner :

Blood type : **DEA 1 +** **DEA 1 -**

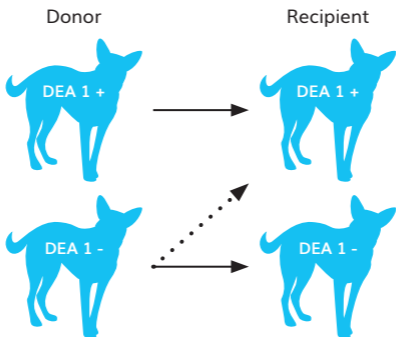
Blood typing performed
by :

Date :

QT lot number :
.....

Veterinarian

BLOOD TYPE COMPATIBILITY



Compatible transfusions are indicated by arrows.

Before any transfusion

- Always verify DEA 1 blood compatibility between donor and recipient.
- For all other blood types : perform a crossmatch test (XM) between donor and recipient.

I agree to be
a blood donor



QuickTest BT_{DEA1} 1



Canine procedure for blood typing test

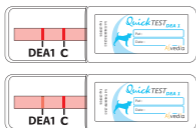
Procedure
& Test Reader

FIRST-TIME DONOR: Following human good practice, we recommend to perform blood typing twice using 2 kits / 2 blood samples / 2 operators.

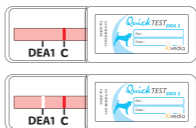
-
-
-
-
-
-
-

C = CONTROL LINE

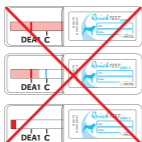
READ IMMEDIATELY AFTER TESTING



**WEAK DEA1 LINE
= POSITIVE RESULT**



**WHITE DEA1 LINE
= NEGATIVE RESULT**



Please contact us
for the «Troubleshooting
procedure»

Alvedia
Alice Veterinary Diagnostic

www.alvedia.com
contact@alvedia.com