

QuickTest BT A+B

Feline procedure for blood typing test

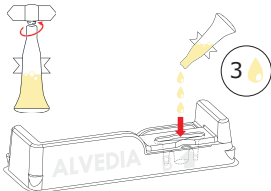


1 SCAN the QR code

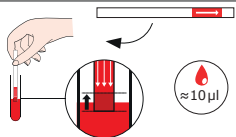


1. Test procedure
2. Test reader
3. E-recording
4. Blood typing card
5. Scientific assistance
6. Troubleshooting

2

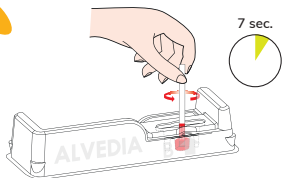


3

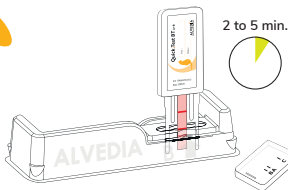


*EDTA whole blood or packed red blood cells (if anemic). Or ACD/CPDA. Do not use Heparin.

4

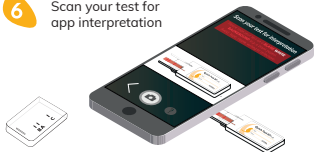


5



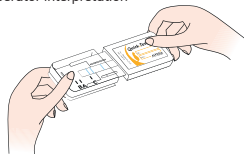
6

Scan your test for app interpretation



7

Operator interpretation



RESULTS

C = CONTROL LINE

A



B



AB



WEAK A OR B LINE = POSITIVE RESULT



In some cases : white line in front of A or B = NEGATIVE